



District Report Card: 2017


State: Tamil Nadu	District: Vellore
Class: 5	Subject: Language
Schools: 58	Students: 1023


Participation/Coverage


Students

GENDER 	Boys		Girls	
	Number	%	Number	%
	512	50.05	511	49.95

AREA 	Rural		Urban	
	Number	%	Number	%
	637	62.27	386	37.73

CATEGORY 	SC		ST		OBC		GEN	
	Number	%	Number	%	Number	%	Number	%
	231	22.58	50	4.89	704	68.82	38	3.71

CWSN 	LD	VI	HI	S&LD	ID	Oth
	3	1	1	3	5	0

Management 	Government		Government-aided	
	Number	%	Number	%
	660	64.52	363	35.48

Average Performance of Students in Language (%)

Overall	Gender		Area		Management		Social Group			
	Male	Female	Rural	Urban	Govt.	Aided	SC	ST	OBC	GEN
58.47	58.44	58.50	56.75	61.31	56.28	62.44	58.99	49.47	57.82	79.12

Performance on Learning Outcomes (LOs)

Learning Outcomes	Description	Average Performance(%)
L504	Reads and comprehends independently storybooks, news items/ headlines, advertisements etc.	59.10
L508	Reads text with comprehension, locates details and sequence of events	58.15

Range of Performance of Students who Answered Correctly							
Below 30%		30% - 50%		50% - 75%		Above 75%	
Number	%	Number	%	Number	%	Number	%
128	12.51	245	23.95	393	38.42	257	25.12

Lowest Performing Learning Outcomes (LOs)

- 1 - Reads text with comprehension, locates details and sequence of events (58.15)
- 2 - Reads and comprehends independently storybooks, news items/ headlines, advertisements etc. (59.10)